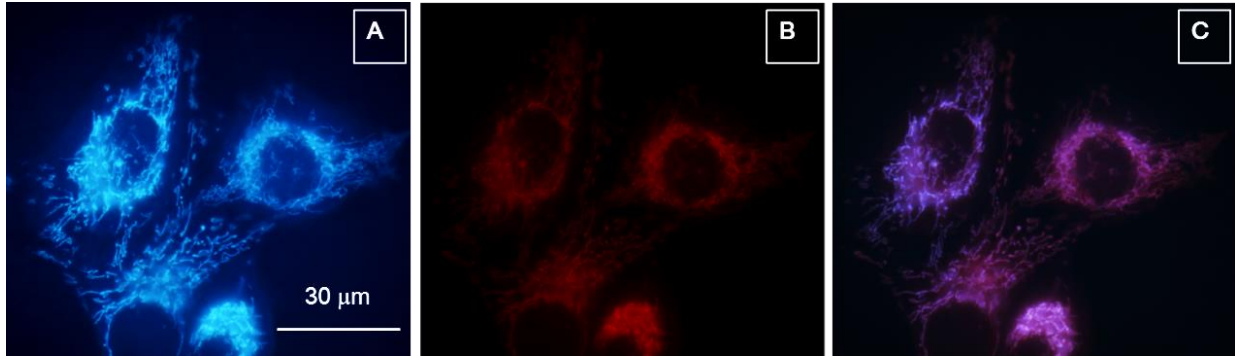


## Product Specification

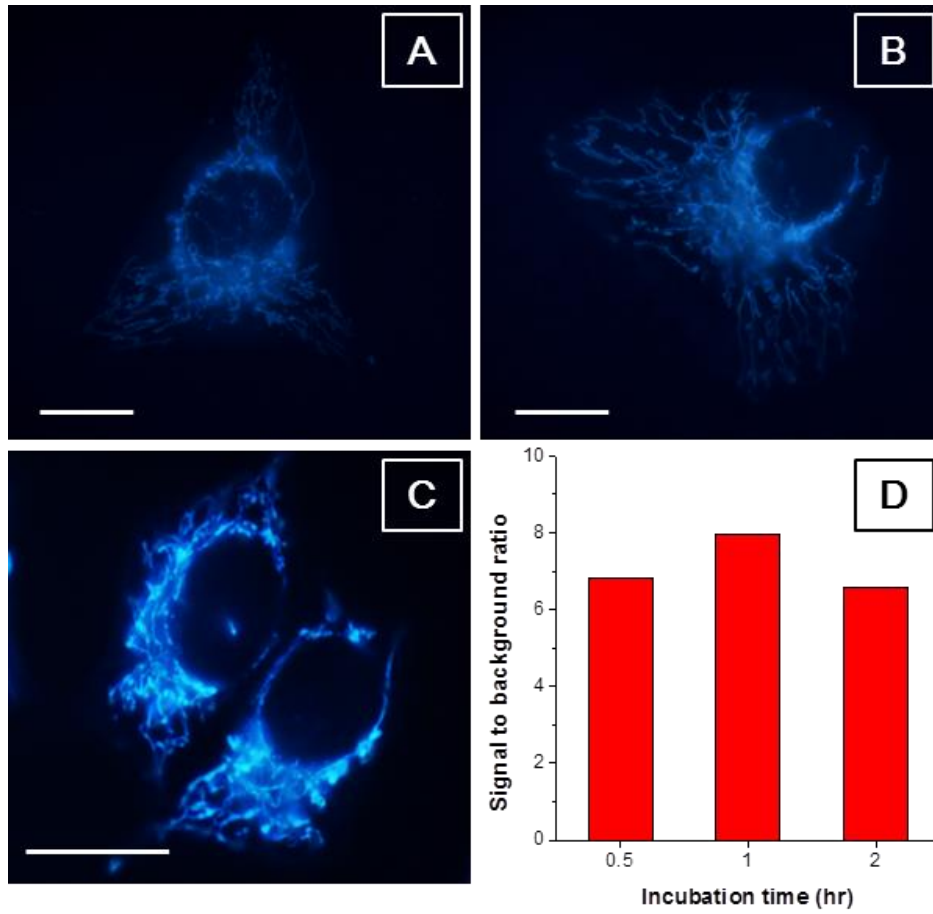
# AIE™ Mitochondria Blue



## Product Description

- This product can stain the mitochondria with blue fluorescence.
- After incubation with this product, cells can be observed under fluorescence microscope and blue signals can be obtained (Ex/Em=321/480 nm).
- This product can be co stained with yellow and red mitochondrial probes for a whole spectrum fluorescence.
- Also the product has superior photostability compared to other commercial mitochondrial stains. ( Signals can be retained after 50 scans. )

## Demonstrations



**Figure 1.** (A – C) Fluorescence images of the HeLa cells stained with AIE™ Mitochondria Blue for (A) 30 min, (B) 1 h and (C) 2 h. (D) Signal to background ratio of AIE™ Mitochondria Blue dyed HeLa cells with different incubation time. Concentration of AIE™ Mitochondria Blue: 5  $\mu$ M; excitation wavelength: 330-385 nm; scale bar: 15  $\mu$ m.

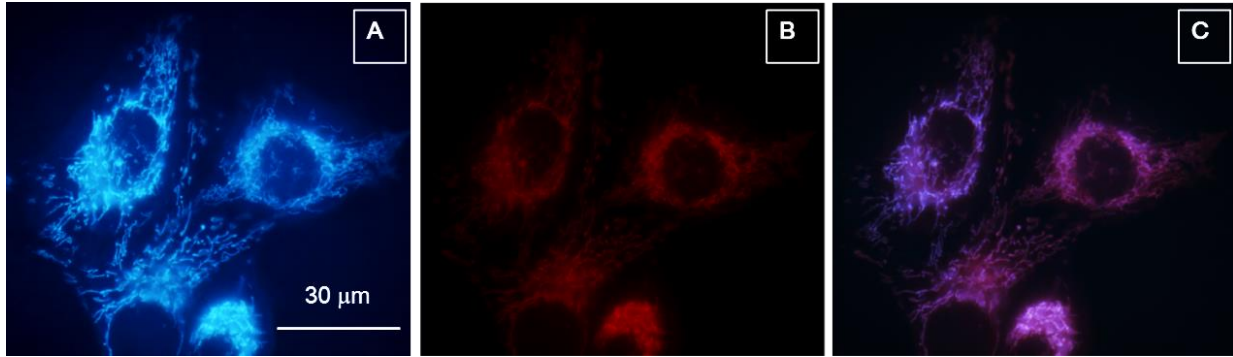
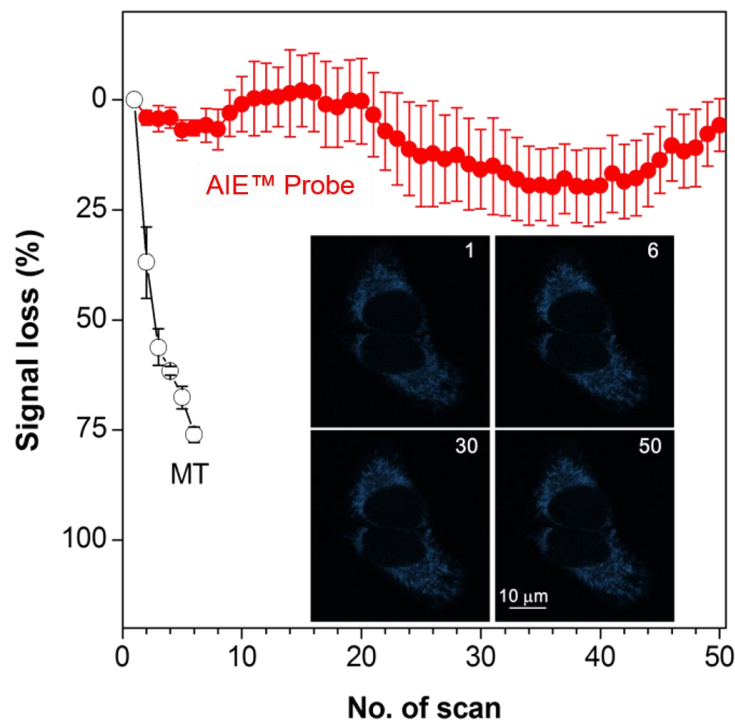


Figure 2. Fluorescence images of HeLa cells stained with (A) AIE™ Mitochondria Blue (5  $\mu\text{M}$ ) for 15 min and (B) Mitotracker Red FM (MT, 50 nM) for 1 h. (C) Merged images of A and B. Excitation wavelength: 330-385 nm for AIE™ Mitochondria Blue and 540-580 nm for MT.



**Figure 3.** Fluorescence signal loss of AIE™ Mitochondria Blue (full) and MT (hollow) with increasing of number of scans. Inset: Fluorescent images of HeLa cells stained with AIE™ Mitochondria Blue (5  $\mu\text{M}$ ) after certain scans. Number of scan was noted on the right corner of each image. Excitation wavelength: 405 nm; emission wavelength: 449-520 nm, scanning time for each image: 7.75 s/scan.

## Recommended storage condition

Store away from sunlight at 2-8 °C

## Product parameters

<b>Limited of Detection</b>	Mitochondria staining
<b>Color:</b>	White
<b>Imaging platform:</b>	Fluorescence microscope Confocal microscope
<b>Pack size and quantity:</b>	1 mmol
<b>Detection method:</b>	Fluorescence
<b>Excitation/ Emission (nm):</b>	321/480
<b>Recommended transport condition:</b>	Room temperature
<b>Product declaration:</b>	Only for research use.

## Product operation method and handbook

[handbook is uploaded with PDF file]; [MSDS handbook]